



MINISTRY OF EDUCATION, GUYANA

# RALP Reader Workbook 1




**NOT FOR SALE**

Set 1: Books 1-27



Name: \_\_\_\_\_


# RALP Reader Workbook 1



Set 1: Books 1-27

# Unit 1

## Set 1, books 1-5



Practise these sounds

Practise reading  
these words

a

ee

M

m

S

s

t

see

am

Sam

Mat

Tricky Words

I

me



# A a

# A a

apple



Follow the ants to reach the ant hill.



Practise writing this sound.

ee



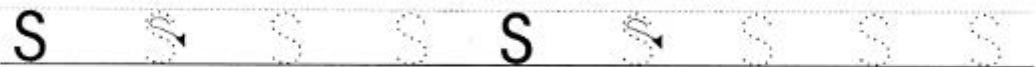

ee



S s





Trace inside of the snakes. Begin at their heads.

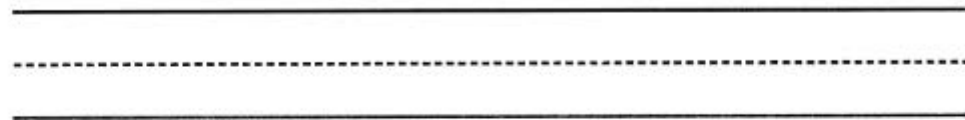
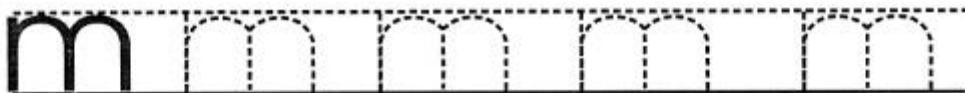
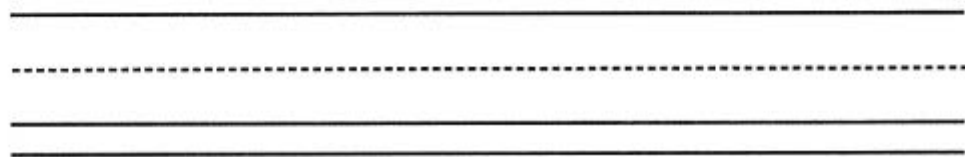
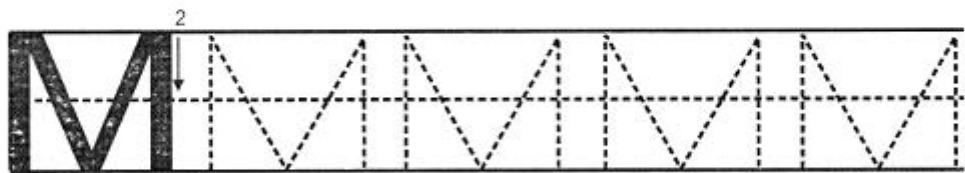


Practise writing this sound.


SS



M m



drum



stamp

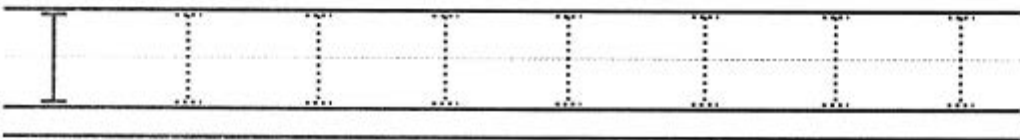



mug



I

Draw a picture of  
yourself.



Draw a line from the letter to the picture that begins  
with that sound.

a

s

m



Join the dotted line from the picture to the letter that it starts with.

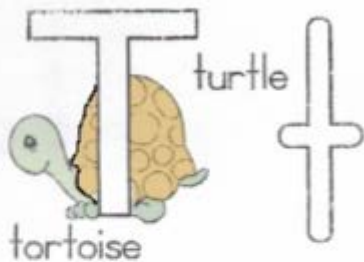


s

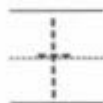
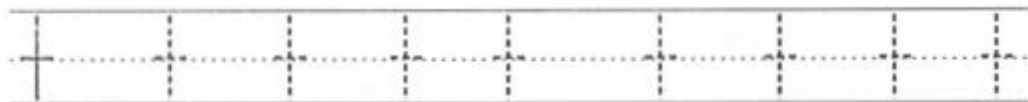
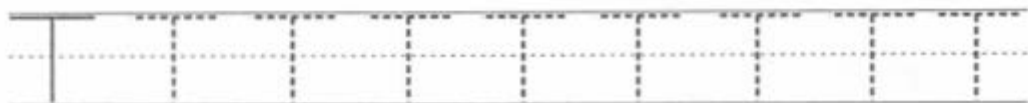
a

m

T t



Follow the bouncing ball.



Circle the letter that the picture begins with.



s a m t



s a m t



s a m t

10

s a m t



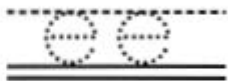
Draw 2 things that start with t.

Put the **s** words in Sam's Sack by drawing a line from the picture to the sack.



ee

ee




Fill in ee to complete the words.

see



s



f \_\_\_\_ t



seem



s



m






m



t



Practise writing these letters.



Colour the smiley face when you have read these sentences.

1. I see! 😊

2. See me, Sam. 😊

3. I am Mat. 😊



# Unit 2

## Set 1, books 6-11



Practise these sounds

Practise reading  
these words

i

n

o

meet

it

sees

in

on

sit

is

sits

sat

Mit

Sis


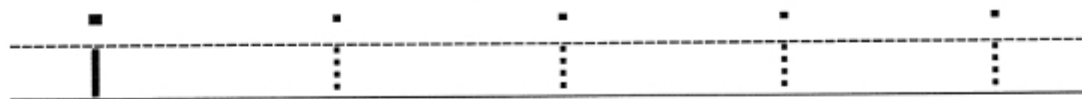
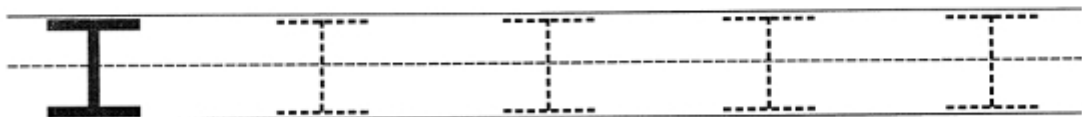
Sim

Tricky Word

is

I i

Follow the inch worm to his hole.



\_\_\_\_\_  
i nch  
worm

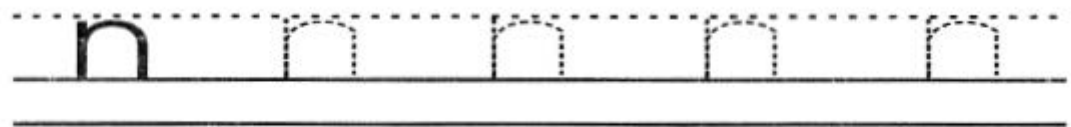
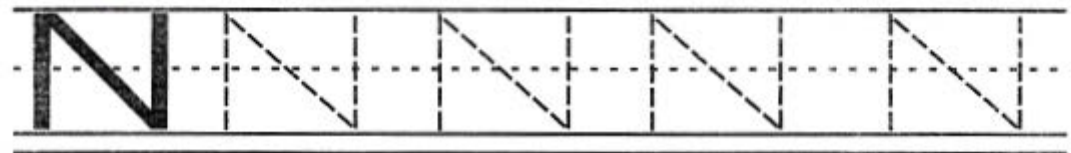



\_\_\_\_\_  
i guana

N n

N n nose

Fly with the owl to his nest.



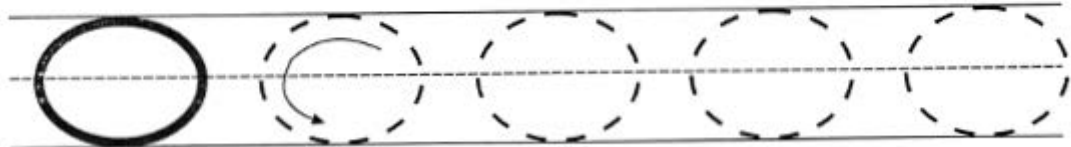
nest



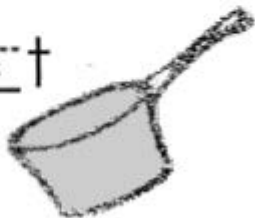
net

O o

Trace the smiley.


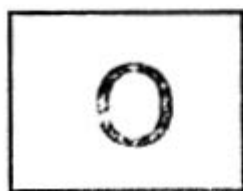


p ot



octopus








Draw a line from the letter to the pictures that begin with that sound.



9



Draw lines to match the words to the castles.



Circle the letter that each picture begins with:

o

a

i



o

a

o

i



a

i

a

o



o


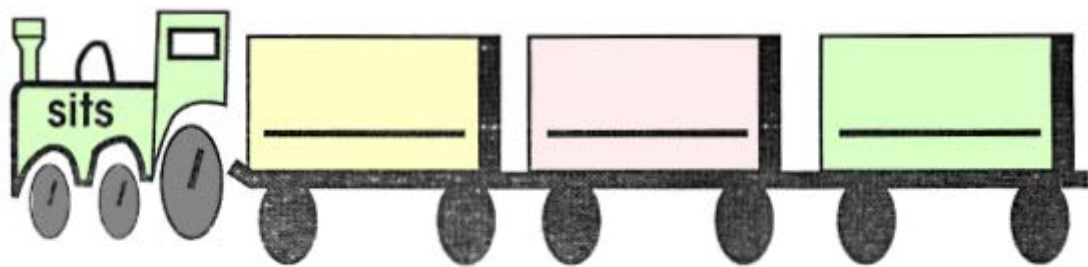


i

i

a



Practise writing these words.




Write your book friends' names next to their pictures.

Mit

Mat

Sam



---



---



---

i o a

Fill in the missing letter to complete each word.



c \_ \_ t



m \_ \_ p



b \_ \_ x



d \_ \_ ll



m \_ \_ n



l \_ \_ ps



m \_ \_ t




p \_ \_ n



t \_ \_ p



h \_ \_ t



p \_ \_ g



p \_ \_ n



s \_ \_ ck



S \_ \_ m



f \_ \_ sh



m \_ \_ p

Draw 2 things beginning with s.

e.g.



m

n

t

Write the letter in the box that each picture begins with







9



10

Colour the smiley face when you have read these sentences.

1. Sim is in it. 
2. It sees Sam. 
3. Sis sits on Mit. 
4. Mat, meet Sim. 





**NOT FOR SALE**

[WWW.EDUCATION.GOV.GY](http://WWW.EDUCATION.GOV.GY)

MINISTRY OF EDUCATION, GUYANA